



PUNTO

Downlight

The high-permeability opal diffuser transfers light to the environment in a soft way. High lighting efficiency and a clear appearance are achieved thanks to the Furukawa reflectors used on the inner surface of the fixture. Affordability, efficiency, and slimness are the three words that best describe the Punto Series downlights.



RAL COLORS

Std.

9016

Opt.

9005

9006

SSL200

IP20  

Code	Beam Angle	Luminous Flux	System Power	Weight
SSL 200/14	112°	1.420 lm	14 W	0.45 Kg
SSL 200/20	112°	2.030 lm	20 W	0.45 Kg

Body: DKP sheet metal
Diffuser: Opal

Driver: Included
Voltage: 220~240 VAC

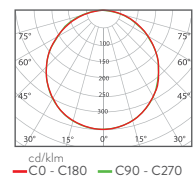
Color Temperature: 2700-3000-4000-5000-6500K
Led: Mid-Power



Code	Cut-Out
SSL200	Ø205 mm


BOX DIMENSIONS
25x25x7 cm


BOX WEIGHT
0.85 Kg



RAL COLORS
Std.
9016
Opt.
9005
9006



SSL160

IP20  

Code	Beam Angle	Luminous Flux	System Power	Weight
SSL 160/14	112°	1.420 lm	14 W	0.40 Kg
SSL 160/20	112°	2.070 lm	20 W	0.40 Kg

Body: DKP sheet metal
Diffuser: Opal

Driver: Included
Voltage: 220~240 VAC

Color Temperature: 2700-3000-4000-5000-6500K
Led: Mid Power

ACCESSORY



Honeycomb Louvre



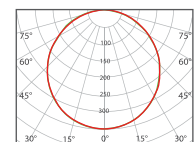
Code	Cut-Out
SSL160	Ø178 mm



BOX DIMENSIONS
22x22x7 cm



BOX WEIGHT
0.85 Kg



cd/klm
— C0 - C180 — C90 - C270



RAL COLORS

Std.

9016

Opt.

9005

9006

SSL104


IP20  

Code	Beam Angle	Luminous Flux	System Power	Weight
SSL 104/9	112°	920 lm	9 W	0.25 Kg
SSL 104/13	112°	1.330 lm	13 W	0.25 Kg

Body: DKP sheet metal
Diffuser: Opal

Driver: Included
Voltage: 220~240 VAC

Color Temperature: 2700-3000-4000-5000-6500K
Led: Mid Power



Code	Cut-Out
SSL104	Ø125 mm


BOX DIMENSIONS
15x15x7 cm


BOX WEIGHT
0.65 Kg

