




PGH

Downlight

The PGH fixture is designed for aluminum mesh ceiling applications, offering ease of use and high performance. It meets all indoor lighting requirements for mesh ceilings and is specially engineered to fit various ceiling grids, ensuring a seamless and integrated appearance with the ceiling.



RAL COLORS

- Std.  9005
- Opt.  9016
-  9006

PGH4/SK

IP20  

Code	Luminous Flux	System Power	Weight
PGH1/SK	525 lm	5 W	0.5 Kg
PGH4/SK	2.100 lm	20 W	1.3 Kg

Outer Frame: DKP sheet metal
Diffuser: Opal

Driver: Included
Beam Angle: 60°
Voltage: 220~240 VAC

Color Temperature: 3000-4000-5000-6500K
Led: Mid-Power

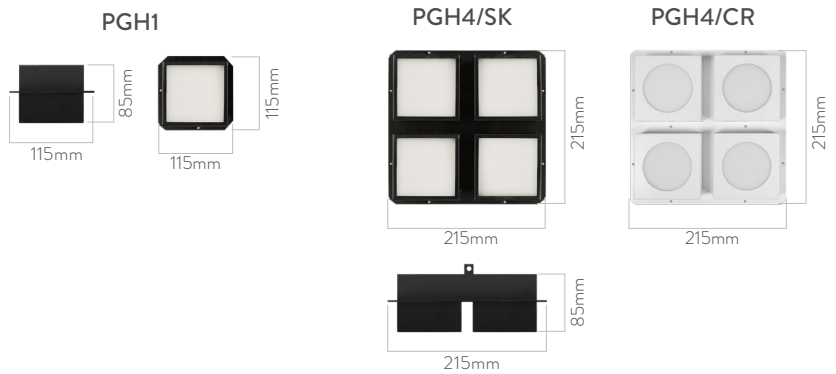
PGH4/CR

Code	Luminous Flux	System Power	Weight
PGH1/CR	500 lm	5 W	0.5 Kg
PGH4/CR	1.710 lm	20 W	1.3 Kg

Outer Frame: DKP sheet metal
Diffuser: Opal

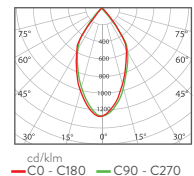
Driver: Included
Beam Angle: 60°
Voltage: 220~240 VAC


Color Temperature: 3000-4000-5000-6500K
Led: Mid-Power




BOX DIMENSIONS
25x25x18 cm


BOX WEIGHT
1.5 kg





RAL COLORS

- Std.  9005
- Opt.  9016
-  9006

PGH1/WP


IP54  

Code	Luminous Flux	System Power	Weight
PGH1/WP	1.300 lm	13 W	1 Kg

Body: Aluminum Injection
Driver: Included
Outer Frame: 1mm thick
 DKP sheet

Beam Angle: 60°
Voltage: 220~240 VAC
Reflector: PMMA

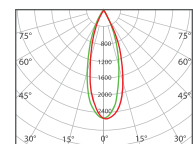
Color Temperature: 2700-3000-4000-5000-6500K
Led: COB



BOX DIMENSIONS
 220x220x175 mm



BOX WEIGHT
 1.2kg



cd/klm
 — C0 - C180 — C90 - C270

