



KYS

Pedestrian Lighting

The KYS street luminaire, designed for the lighting needs of modern cities, brings together high efficiency and aesthetics. With its minimalist and elegant design, it adapts to all types of architectural textures. Thanks to its wide-angle LED lighting modules, it provides a homogeneous and powerful light distribution, maximizing the safety of pedestrians and vehicles. Its durable and weather-resistant structure offers long-lasting use. This luminaire will ensure your cities remain bright and safe at night.





RAL COLORS

- Std. 9007
- Opt. 9005
- 9006
- 7016
- 9016

KYS/MX




Code	Beam Angle	Luminous Flux	System Power	Weight
KYS2/MX/275	Asymmetrical	70.400 lm	2x275W	15 kg
KYS1/MX/275	Asymmetrical	35.200lm	275W	9.8 kg

Body: Aluminum
Led: Mid-Power


Lens: PMMA
Voltage: 220-240 VAC

Color Temperature: 3000-4000-5000-6500K

KYS1/MX



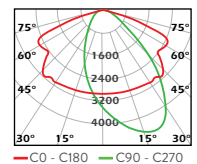
KYS2/MX



BOX DIMENSIONS
KYS2 95x28x10 cm
KYS1 60x28x10 cm



BOX WEIGHT
KYS2 15.5 kg
KYS1 10.2 kg





KYS/MD




Code	Beam Angle	Luminous Flux	System Power	Weight
KYS2/MD/150	Asymmetrical	39.000lm	2x150W	10.9 kg
KYS1/MD/150	Asymmetrical	19.500lm	150W	7 kg

Body: Aluminum
Led: Power Led


Lens: PMMA
Voltage: 220-240 VAC

Color Temperature: 3000-4000-5000-6500K

KYS1/MD



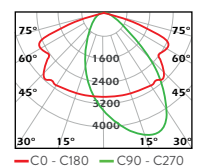
KYS2/MD



BOX DIMENSIONS
KYS2 95x28x10 cm
KYS1 60x28x10 cm



BOX WEIGHT
KYS2 11.5 kg
KYS1 7.5 kg





RAL COLORS

- Std. 9007
- Opt. 9005
- 9006
- 7016
- 9016

KYS/MN



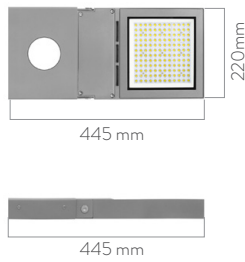
Code	Beam Angle	Luminous Flux	System Power	Weight
KYS2/MN/70	Asymmetrical	19.200lm	2x80W	8.8 kg
KYS1/MN/70	Asymmetrical	9.600lm	80W	5.8 kg

Body: Aluminum
Led: Power Led

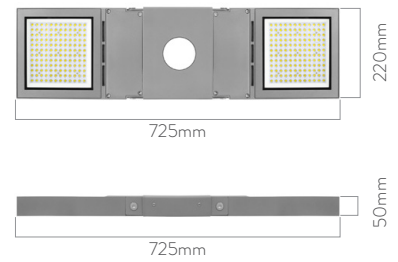
Lens: PMMA
Voltage: 220-240 VAC

Color Temperature: 3000-4000-5000-6500K

KYS1/MN



KYS2/MN



BOX DIMENSIONS
KYS2 95x28x10 cm
KYS1 60x28x10 cm



BOX WEIGHT
KYS2 9.2 kg
KYS1 6.1 kg

