



# DML Mini Downlight

This sleek recessed spotlight fixture delivers a perfect blend of modern aesthetics and versatile functionality. It includes four adjustable spotlights, allowing you to direct light precisely where it's needed—ideal for retail displays, or workspace areas. Built with high-efficiency LED technology, this fixture ensures long-lasting brightness while reducing energy consumption. Its slim, contemporary design makes it a great fit for offices, boutiques, galleries, and modern homes, offering both task lighting and decorative appeal. With hassle-free installation and a user-friendly design, this spotlight system combines practical performance with stylish sophistication, elevating any interior space.





RAL COLORS

Std.

9016

Opt.

9005

9006

**DML Mini**

IP20  

Code	Luminous Flux	System Power	Weight
DML4/MN 5	2.050 lm	4x5W	1.75 Kg
DML4/MN 10	4.080 lm	4x10W	1.75 Kg
DML4/MN 15	6.010 lm	4x15W	1.75 Kg

**Front Frame :** 1.5mm thick  
DKP sheet steel  
**Reflector:** PC

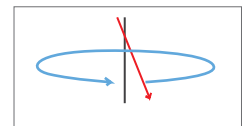

**Cooler:** Aluminum injection  
**Driver:** Included  
**Voltage:** 220~240 VAC

**Color Temperature:** 2700-3000-4000-5000-6500K  
**Led:** COB

**ACCESSORY**



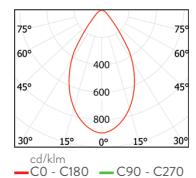
**Honeycomb Louvre**




Adjustable

  
**BOX DIMENSIONS**  
22x22x10 cm

  
**BOX WEIGHT**  
2 kg



RAL COLORS  
Std.  
9016  
Opt.  
9005  
9006



**DML Mini**

IP20  

Code	Luminous Flux	System Power	Weight
DML3/MN 5	1.520lm	3x5W	1.3Kg
DML3/MN 10	3.100 lm	3x10W	1.3 Kg
DML3/MN 15	4.530 lm	3x15W	1.3 Kg

**Front Frame :** 1.5mm thick DKP sheet steel  
**Reflector:** PC

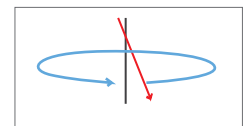
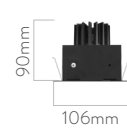
**Cooler:** Aluminum injection  
**Driver:** Included  
**Voltage:** 220~240 VAC

**Color Temperature:** 2700-3000-4000-5000-6500K  
**Led:** COB

**ACCESSORY**



Honeycomb Louvre



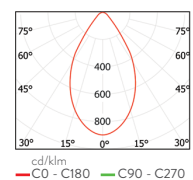
Adjustable



**BOX DIMENSIONS**  
32x13x10 cm



**BOX WEIGHT**  
1.5 kg





RAL COLORS

Std.

9016

Opt.

9005

9006

**DML Mini**

IP20  

Code	Luminous Flux	System Power	Weight
DML2/MN 5	1.050 lm	2x5W	0.9 Kg
DML2/MN 10	2.040lm	2x10W	0.9 Kg
DML2/MN 15	3.030 lm	2x15W	0.9 Kg
DML1/MN 5	515 lm	1x5W	0.5 Kg
DML1/MN 10	1.030lm	1x10W	0.5 Kg
DML1/MN 15	1.505 lm	1x15W	0.5 Kg

**Front Frame :** 1.5mm thick DKP sheet steel  
**Reflector:** PC

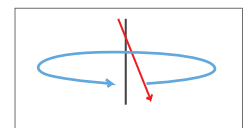
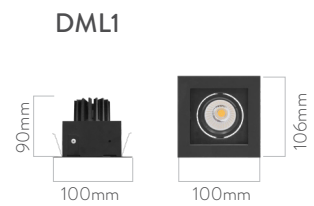
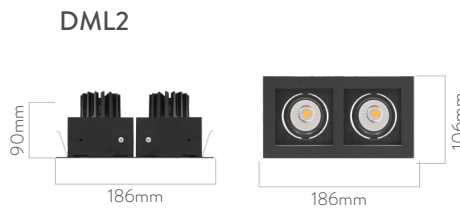
**Cooler:** Aluminum injection  
**Driver:** Included  
**Voltage:** 220~240 VAC

**Color Temperature:** 2700-3000-4000-5000-6500K  
**Led:** COB

**ACCESSORY**



Honeycomb Louvre



Adjustable



**BOX DIMENSIONS**

DML2/MN 22x13x10 cm  
 DML1/MN 13x13x10 cm



**BOX WEIGHT**

DML2/MN 1.1 kg  
 DML2/MN 0.6 kg

